



Volunteer Dog Walker Training



WELCOME!


I'm Marie

Workshop Trainer

&

The "Good Dog" Shelter's

Volunteer Liason




Please introduce yourself
in the comments

What Today's Course Will Cover



✔	Welcome
✔	Handling and Walking Procedures
✔	Socialization & Positive Reinforcement
✔	Knowledge Check
✔	Dog Walking Scenarios
✔	Closing

BY THE END OF THIS TRAINING...



- You will be able to explain why positive socialization and reinforcement are important techniques to use
- &
- Apply these techniques when walking a shelter dog

Welcome

Welcome to “Good Dog” Shelter. You have fulfilled the first steps of our volunteer onboarding including:

- ✔ Paperwork and clearances
- ✔ Shelter protocols and procedures training
- ✔ Volunteer Code of Conduct

We are grateful for your 6 month commitment to volunteer as a dog walker.



Handling and Walking Procedures

- Approach: Approach the kennel quietly and safely.
- Make Eye Contact: Make eye contact with the dog. Bend down and read the dog's body language before opening the kennel door.
- Leash: Attach the provided leash securely.
- Walk Time: Walks should be around 20 minutes in length. In addition to exercise, the main goal is to provide the dog experience on the leash, affection, and socialization. Reinforce good behaviors with a kind word or a small treat.





Socialization & Positive Reinforcement

SOCIALIZATION: An opportunity for interaction between dog and human.

- Develops dog's trust of humans
- Develops dog's confidence
- Provides time for affection and companionship

POSITIVE REINFORCEMENT: Provides positive feedback when the dog follows commands and the lead of the dog walker.

- Dog learns basic commands (sit, stay, heel)
- Rewarded for positive behavior
- Encourages dog to repeat positive behaviors

The Goal of Socialization & Positive Reinforcement

The ultimate goal at the shelter is for our dogs to get adopted.

Walking, socializing, and learning positive behaviors provides a better outcome for our dogs.



Knowledge Check: In Your Own Words



Using the chart on page 4 of your Participant Workbook,
1) Define socialization and positive reinforcement, and
2) Explain the benefits of these techniques when walking a dog.

DEFINE
SOCIALIZATION

Socialization is...

DEFINE POSITIVE
REINFORCEMENT

Positive reinforcement is ...

EXPLAIN THE
BENEFITS OF THESE
TECHNIQUES WHEN
WALKING A DOG

The benefits of these techniques are...

Dog Walking Scenarios



SCENARIO 1

The dog you are walking pulls hard on the leash

SCENARIO 2

The dog you are walking barks at a person walking by

SCENARIO 3

The dog you are walking sits down and refuses to move

To Review

SOCIALIZATION



Going on a walk with a shelter dog provides the opportunity to build trust between the volunteer and the dog. It creates a positive relationship and encourages basic manners and leash training.

Socializing with dog walkers provides positive experiences.



POSITIVE REINFORCEMENT

Positive reinforcement encourages good habits by rewarding the dog you are walking with a treat or praise when they walk calmly by your side and follow your commands.

Positive reinforcement strengthens the behaviors that you want to see more of.

Knowledge Check: Reflection

Using the response area on page 7, write about your role as a dog walker. What are you looking forward to? What are your concerns?




In Closing



FEEL FREE TO REACH OUT!

Maria, Volunteer Liason

maria@thegooddog.com



Thank you for joining our volunteer program and dedicating your time to learn the valuable ways you will be supporting our shelter dogs. You are vital to the well being of our dogs. Your presence, connection, socialization, companionship, and positive attitudes will help our dogs learn to trust humans and give them a better chance of being adopted. I can't thank you enough!